


# AGRICULTURE

Innovative learning tools for skills training

## NEW PRODUCTS

- Canine CPR Trainer
- Canine Intubation Simulator
- Canine Venipuncture Legs
- Canine Spay Simulation Kit
- Crop Insects Kit
- Trailer Circuits STEM Kit
- Middle School Employability Skills Program



**FREE**  
Soft Skills  
Activities  
Inside!

**2025**  
Program Catalog  
**Realityworks®**  
*Live it. Learn it.™*

REPRESENTANTE EXCLUSIVO  
DE REALITYWORKS - AGRICULTURE  
PARA ECUADOR  
**sre**  
SOCIEDAD RADIOTÉCNICA  
ECUATORIANA  
www.socradec.com  
socradec@socradec.com  
+593 2 225-0731

**SCAN ME →**

Visit [www.realityworks.com/product-category/agriculture](http://www.realityworks.com/product-category/agriculture)  
to explore all of our agriculture learning aids.





# Awards



2024 BIG Innovation Award for an Education Company - Realityworks, Inc.



Realityworks' Educational Aquaponics System Wins 2024 Educators Pick Best of STEM® Award



Realityworks' RC Tractor Pull Challenge Named EdTech Cool Tool 2023 Finalist



Tech Edvocate Awards 2022 Finalist - RC Tractor Pull Challenge

Visit [www.realityworks.com/news/press-releases-news-articles](http://www.realityworks.com/news/press-releases-news-articles) to see all awards and press releases.

## Our Affiliates

Proud Partner of the



**NCHSE**  
National Consortium for Health Science Education



American Welding Society



**CASE**  
Curriculum for Agricultural Science Education



# Why Educators Choose Realityworks

## Curriculum included

Our products come with presentation slides, student activities, and assessment tools.

## Created in partnership with educators

We collaborate with educators, administrators, and industry leaders to ensure our offerings meet their needs and enhance lesson relevance.

## Supports inclusive learning

Engaging, real-world experiences enhance skill development in diverse learners.

## Comprehensive customer support

We offer webinars, warranties, trainings, and dedicated support to help educators maximize their programs.

*We're not just a vendor — we're your partner in education, committed to helping you create impactful learning experiences that inspire and shape future leaders.*




# What's inside?

Prepare your students for high-demand careers with our products and programs.


**FREE**  
**Activities**  
**LAST PAGE!**



**NEW**  
**Veterinary science** 2-4



**Bovine skills** 5-9




**Swine skills** 9



**Animal agriculture education kits** 10




**Animal models** 11-13



**Meat evaluation** 14



**Food science** 15-16



**Aquaponics and hydroponics** 16-17




**Plant and soil science** 18-19



**NEW**



**Welding education** 20-23



**STEM and trade skills** 24-26



**NEW**  
**Career exploration** 27



**Trade skills program packages** 28-29



**Agriculture program packages** 30-31



**NEW**  
**Soft Skills** 32-33



**How to Order** 33

## Make Purchasing Easy

Realityworks simplifies the purchasing process for schools, districts, and organizations.

**Contact us for qualifying documentation.**



REPRESENTANTE EXCLUSIVO  
DE REALITYWORKS - AGRICULTURE  
PARA ECUADOR



**SOCIEDAD RADIOTÉCNICA  
ECUATORIANA**

www.socradec.com  
socradec@socradec.com  
+593 2 225-2731



## Canine Vet Trainer – 47010400

Prepare students for veterinary career success with repeatable, hands-on practice performing common procedures in a safe, realistic environment.

### Includes:

- Canine Vet Trainer
- IV stand and bag
- Syringe with 22-gauge needle
- 3 removable bladders (empty, full, bladder stones)
- 8 Fr catheter
- 8 lymph node markers
- Collar with tag
- Quick start guide
- Standards-based, downloadable curriculum
- 1-year limited warranty

### Use this trainer to practice:

- Bladder and lymph node palpation
- Dry injections
- Male catheterization
- Restraint holds
- Venipuncture

### Specifications:

- Dimensions: 36" x 12" x 18"
- Weight: 6 lbs.



### Canine Vet Trainer

- Curriculum lesson topics:
  1. Dog Anatomy
  2. Proper Injection and Venipuncture Techniques
  3. Bladder and Urinary Issues
- Teaching hours: 3

## Feline Vet Trainer – 48010400

Engage students in cat care lessons with this realistic trainer, which offers hands-on training in feline veterinary care.

### Includes:

- Feline Vet Trainer
- IV bag and stand
- Syringe with 20-gauge needle
- 3.5 Fr catheter
- 100 CPR bags
- 2 CPR bag replacement hooks
- Luer lock syringe
- Quick start guide
- Standards-based, downloadable curriculum
- 1-year limited warranty

### Use this trainer to practice:

- Chest compressions
- Mouth-to-snout CPR
- Bandaging
- Dry injections
- Male catheterization
- Restraint holds
- Venipuncture

### Specifications:

- Dimensions: 18.5" x 14" x 6"
- Weight: 4.5 lbs.



### Feline Vet Trainer

- Curriculum lesson topics:
  1. Cat Care and Handling
  2. Performing CPR on a Cat
  3. Injections, Venipuncture, and Catheterization
- Teaching hours: 3-4

## Animal Clinic Design Kit – 40510500

Explore animal clinic design concepts with this interactive kit, designed for up to five groups to collaborate simultaneously.

### Use this kit to:

- Explore animal welfare and animal husbandry concepts
- Understand animal clinic design best practices
- Explore veterinary technician careers

### Includes:

- 5 microfiber cloths, dry erase markers, and dry erase design boards with gridlines
- 5 sets of scaled vet furniture tiles
- Storage box
- Student key card
- Standards-based, downloadable curriculum
- 1-year limited warranty



### Animal Clinic Design Kit

- Curriculum lesson topics:
  1. Career Exploration on Veterinary/ Animal Care Pathways
  2. Animal Welfare Act and Regulations to Know for Vet Clinic Design
  3. Best Practices for Vet Clinic Design
- Teaching hours: 3





## Canine Auscultation Trainer

– 47010300

Bring students' canine veterinary skills to the next level with repeatable, hands-on practice auscultating for heart, lung, and bowel sounds.

### Includes:

- Canine Auscultation Trainer
- RealityScope™ stethoscope attachment
- Smart device with app
- Carrying bag
- Quick start guide
- Standards-based, downloadable curriculum
- 1-year limited warranty

### App Features:

- Heart sounds like healthy, slow, and fast heartbeats
- Lung sounds such as normal, faint, and heavy breathing
- Bowel sounds like healthy, hyperactive, and hypoactive bowels
- Practice and assessment modes
- Diagrams of where to place the stethoscope
- Descriptions for each of the 22 lifelike sounds


### Specifications:

- Dimensions: 30" x 10" x 24"
- Weight: 9.6 lbs.



**NOTICE:** Stethoscope not included.

SEE ME  
IN ACTION



### Canine Auscultation Trainer

- Curriculum lesson topics:
  1. Proper Use of a Stethoscope
  2. Auscultation of the Heart, Lungs, and Bowels
- Teaching hours: 3-4



NEW

## Canine CPR Trainer – 47010350

Hone students' canine first aid skills through safe, repeatable practice with mouth-to-snout CPR and tracheal intubation.

### Includes:

- Canine CPR Trainer
- 50 CPR bags
- 2 CPR bag replacement hooks
- Ambu bag
- Endotracheal tube
- Pulse bulb
- 10-ml syringe
- Quick start guide
- Carrying bag
- Standards-based, downloadable curriculum
- 1-year limited warranty



### Specifications:

- Dimensions: 31" x 20" x 13.5"
- Weight: 11 lbs.



### Canine CPR Trainer

- Curriculum lesson topics:
  1. Canine CPR Overview
  2. Performing Canine CPR
- Teaching hours: 3-4



## NEW Canine Spay Simulation Kit

- 47010600

Give learners safe, hands-on practice performing canine spay procedures using this simulation kit.

### Specifications:

- Dimensions: 7" x 4.3" x 2.5"
- Weight: .15 lbs.

Includes 5  
spay kits



### Includes:

- 5 spay kits, each with:
  - Base filled with dog intestines, kidneys, bladder, and colon
  - Spay hook
  - Suture needle and wire
  - Hemostat
  - Scalpel
- 100 skins, 100 muscle patches, and 100 uteruses
- Standards-based, downloadable curriculum
- 1-year limited warranty

### Canine Spay

- Curriculum lesson topics:
  1. Importance and Purpose of Spay
  2. Spay Technique
- Teaching hours: 2

Canine Spay Simulation Replacement Kit - 47010605

## NEW Canine Venipuncture Legs

- 47010650

Practice venipuncture and blood draw with this set of six realistic canine hind legs in two different sizes.

Includes 6  
canine legs



### Specifications:

- Dimensions:
  - Large Leg - 16" x 6" x 4"
  - Small Leg - 11" x 4.5" x 2"
- Weight: 0.4 lbs.

### Includes:

- 3 Large Breed Venipuncture Legs
- 3 Small Breed Venipuncture Legs
- 6 IV stands
- 6 IV bags
- 6 disposable syringes with needles
- Quick start guide
- Standards-based, downloadable curriculum
- 1-year limited warranty

### Canine Venipuncture

- Curriculum lesson topics:
  1. Needs of Venipuncture in Dogs
  2. Proper Canine Venipuncture Techniques
- Teaching hours: 1-2

## NEW Canine Intubation Simulator

- 47010670

Practice proper canine intubation technique with this realistic simulator.

### Specifications:

- Dimensions: 10" x 8" x 7"
- Weight: 2.8 lbs.



### Includes:

- Canine Intubation Simulator
- Endotracheal tube
- Connector cord
- Power cord
- Assessment control box
- Standards-based, downloadable curriculum
- 1-year limited warranty

### Canine Intubation

- Curriculum lesson topics:
  1. Understanding Anatomy
  2. How, Why, and When We Intubate
- Teaching hours: 2





## Bovine Breeder™ artificial insemination simulator

**Brown** - 42010905

**Black and White** - 42010910

Help students build competence and confidence with bovine AI techniques before working with a real animal.

### Use this simulator to practice:

- Cervix manipulation
- AI gun positioning
- Pregnancy palpation
- Inserting and delivering semen
- Palpating the uterus to identify stages of corpus luteum

### Includes:

- Simulator with removable cervix, reproductive tract, and cover
- 100 latex-free, shoulder-length gloves
- AI barb-style gun with sheaths
- 3 stages of corpus luteum development models
- 2 stages of fetal development models
- Quick start guide
- Standards-based, downloadable curriculum
- 1-year limited warranty

### Specifications:

- Dimensions: 32" x 18" x 28"
- Weight: 25 lbs.



*Folds down for easy storage*



**Includes pregnancy palpation!**



### Cow Reproductive Systems

- Curriculum lesson topics:
  1. Cow and Bull Reproductive Systems
  2. Basics of Artificial Insemination
  3. Proper Insemination Techniques
- Teaching hours: 3-5

## Bovine AI Cervix Training Kit

- 42010920

Give students hands-on experience artificially inseminating different bovine cervixes.

### Includes:

- 9 rubber cervix models (3 small and 6 large) in a case
- Standards-based, downloadable curriculum
- Quick start guide
- 1-year limited warranty

### Specifications:

- Dimensions: 17" x 12.5" x 3.7"
- Weight: 2.8 lbs.



### Bovine AI Cervix

- Curriculum lesson topics:
  1. Cow and Bull Reproductive Systems
  2. Basic Principles of Artificial Insemination
  3. Artificial Insemination Technique
- Teaching hours: 3-5

## Bovine Fetal Development Models

- 42010550

Develop an in-depth understanding of bovine fetal development stages and care.

### Features:

- Life-size models
- Realistic features
- Flexible, rubberized feel

### Includes:

- 3 corpus luteum models
- 5 bovine fetal development models (1, 2, 3, 5, 7 months)
- Storage box
- Standards-based, downloadable curriculum
- 1-year limited warranty

### 7- to 8-month model:

- Dimensions: 24" x 13" x 8"

### 5- to 6-month model:

- Dimensions: 14" x 9" x 5"

### 3- to 4-month model:

- Dimensions: 6" x 3" x 1.75"

### 2-month model:

- Dimensions: 2.5" x 1.5" x 1"

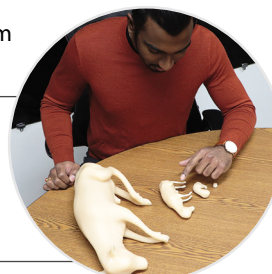
### 1-month model:

- Dimensions: .75" x .5" x .375"



### Corpus luteum CL1, CL2 and CL3:

- Approximate dimensions:  
1.25" x 1" x .75" to  
1.75" x 1.25" x 1"



### Introduction to Bovine Fetal Development

- Curriculum lesson topics:
  1. Growth Stages of a Fetal Calf
- Teaching hours: 1-2





### Bovine Birthing and Ultrasound Simulator

– 42010500

Help students develop essential skills for cattle industry careers with safe, repeatable practice birthing calves and performing ultrasounds on cows.

#### Use this simulator to:

- Simulate bovine ultrasounds
- Practice birthing calves
- Learn how to diagnose bovine pregnancy
- Understand bovine pregnancy stages
- Learn how to diagnose abrasions, cystic problems, and infections

#### Features:

- Collapsible for easy storage
- Removable cover
- Realistic pelvic bone
- Smart device provides visual of corpus luteum and follicular cysts
- Practice, test, and simulation ultrasound modes

#### Includes:

- Birthing Simulator
- Birthing Calf Model
- Ultrasound Simulator: Probe and smart device
- Interchangeable ultrasound and birthing reproductive tracts
- Birthing tools: Straps and handles
- Storage bag
- Quick start guide
- Standards-based, downloadable curriculum
- 1-year limited warranty

#### Introduction to Bovine Birthing and Ultrasound Techniques

- Curriculum lesson topics:
  1. Cow Anatomy
  2. Cow Breeding
  3. Proper Ultrasound Technique
  4. Proper Birthing Technique
  5. Birthing Abnormalities
- Teaching hours: 3-5

**Shown: Ultrasound screen sample on included smart device screen.**  
**Includes: 14 simulated ultrasound situations**

#### Specifications birthing simulator:

- Dimensions: 30" x 30" x 25"
- Weight: 50 lbs.

#### Specifications calf model:

- Dimensions: 36" x 12" x 16"
- Weight: 25 lbs.





## Calf Simulator

- 42010400

Engage students in calf care training with safe, hands-on practice performing common procedures.

### Use this simulator to practice:

- Tube feeding
- Ear tagging
- Hormone implantation
- IV and subcutaneous injections
- Tail blood draws
- Castration
- Haltering

### Features:

- Functioning mouth with pliable tongue
- Jugular pulse
- Internal liquid system that mimics blood flow and heartbeat
- Tube feeding assessment
- Navel infection assessment

### Includes:

- Calf simulator
- Feeding tube and bag
- Removable testicles
- Removable navels
- 10 pairs of calf ears
- Plastic scalpel
- Quick start guide
- Standards-based, downloadable curriculum
- 1-year limited warranty

**Calf Simulator Replacement Ears (10 Pack)** - 42010460

### Specifications:

- Dimensions: 46" x 12" x 40"
- Weight: 30 lbs.



### Calf Systems

- Curriculum lesson topics:
  1. Basic Calf Care
  2. Castration
  3. Feeding
- Teaching hours: 3-5



## Bovine Milking Udder Simulator

- 42010225

Teach students proper cow udder care, milk disease management, and infection prevention.

### Includes:

- Collapsible hindquarter with stand for easy assembly
- 4 milking udder bottles and chambered udder bag to hold the udder bottles
- Drip tray
- Quick start guide
- Standards-based, downloadable curriculum
- 1-year limited warranty

### Specifications:

- Dimensions: 37" x 29" x 30"
- Weight: 42 lbs.



### Bovine Milking Udder

- Curriculum lesson topics:
  1. Development of the Bovine Udder
  2. Structure of the Bovine Udder
  3. Milking Procedure
  4. Managing Somatic Cell Counts
- Teaching hours: 4-5





## Bovine Injection Simulator - 42010450

Help students practice and refine critical bovine healthcare skills with hands-on training before working with live animals.

### Use this simulator to practice:

- Jugular blood draws
- IV administration
- Intramuscular injections
- Ear tagging
- Growth implant placement
- Haltering

### Includes:

- Bovine head/neck and shoulder region
- Removable training cover that maps out specific body landmarks for proper injections
- Vein fluid system
- Adjustable stand with wheels
- Pulse foot pump
- 10 pairs of Bovine Ears
- Quick start guide
- Standards-based, downloadable curriculum
- 1-year limited warranty

## Bovine Injection Replacement Ears (10 Pairs) - 42010455

### Bovine Injection

- Curriculum lesson topics:
  1. Introduction to Bovine Injections
  2. Bovine Growth Implants and Ear Tagging
- Teaching hours: 2-3

### Specifications:

- Dimensions: 32" x 40" x 68"
- Weight: 40 lbs.

**NOTICE:** Injection and tagging tools not included.



## Cow Anatomy 3D Flip Chart - 42010250

Illustrate bovine anatomy and other cow systems with this portable relief chart, which splits down the middle to reveal three separate cow anatomical illustrations.

### Features:

- Depicts the outer view of the cow, skeleton, and internal organs and reproductive tract
- Whiteboard material
- Includes hindquarter, hoof, and reproductive tract callout diagrams

### Includes:

- 3 contoured flip charts
- Tabletop stand
- Floor stand on wheels
- Quick start guide
- Standards-based, downloadable curriculum
- 1-year limited warranty



### Flip chart specifications:

- Dimensions: 18" x 40" x 32"
- Weight: 35 lbs.

## Suture Kit (5-pack) - 40010555

Develop accurate and proper suture technique through repeated practice.

### Includes:

- Suture skin with holder
- Carrying case for instruments
- Scissors, needle driver, scalpel handle, curved needle driver, toothed tweezer, scalpels
- 2/0 suture and 3/0 suture
- Quick start guide
- Standards-based, downloadable curriculum
- 1-year limited warranty

### Suturing

- Curriculum lesson topic:
  1. Suturing Basics
- Teaching hours: 1-2

## Suture Kit Replacement Skin (5 Pack) - 40010550



## Large Injection Pad - 10635115

Develop key vet tech skills with this pad, which allows students to see a "bleb" or "wheal."

### Includes:

- Injection pad on fluid collection tray
- Quick start guide
- Standards-based, downloadable curriculum
- 1-year limited warranty

### Specifications:

- Dimensions: 5.4" x 4.3" x 2.5"

### Large Injection Pads

- Curriculum lesson topics:
  1. Intradermal Injections
  2. Subcutaneous Injections
  3. Intramuscular Injections
  4. Patient-Focused Care
- Teaching hours: 3





## Cow and Pig Ear Simulation

– 40010600

Address proper ear care and identification while providing safe, consistent ear tagging and notching practice.

### Features:

- Create safe, consistent practice sessions
- Tag each cow ear up to 6 times
- Notch each pig ear for proper identification
- Use your preferred style of tagging and ear notching tools and tags

**NOTICE:** Does NOT include ear tagging or notching tools or ear tags.

### Cow and Pig Ear Replacement Pack (50 pairs of cow ears, 100 pairs of pig ears)

– 40010601



Used with FFA  
Vet Science CDE

### Includes:

- Cow head model
- 50 pairs of cow ears
- Pig head model
- 100 pairs of pig ears
- Storage box
- Quick start guide
- Standards-based, downloadable curriculum
- 1-year limited warranty



### Cow and Pig Ear Simulation

- Curriculum lesson topics:
  1. Cow Ear Tagging
  2. Pig Ear Notching
- Teaching hours: 2

## Swine Breeder™ artificial insemination simulator

– 44010400

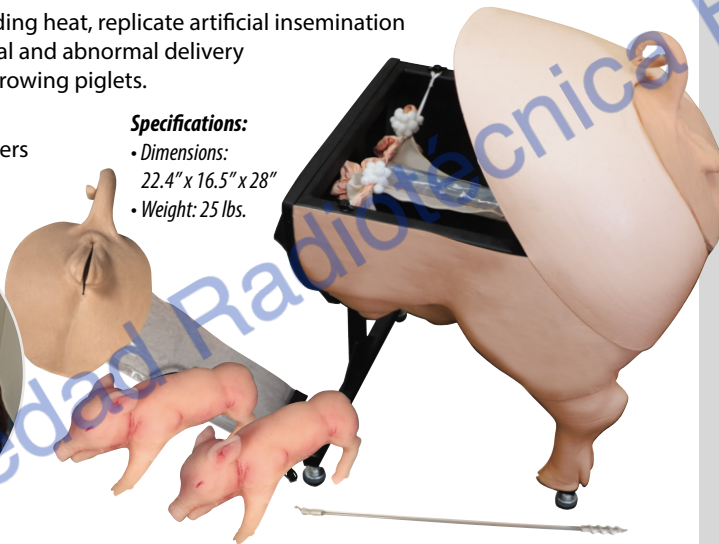
Practice checking for standing heat, replicate artificial insemination techniques, train for normal and abnormal delivery positions, and simulate farrowing piglets.

### Features:

- Realistic swine hindquarters
- Sturdy enough to sit on

### Specifications:

- Dimensions: 22.4" x 16.5" x 28"
- Weight: 25 lbs.



### Includes:

- Swine simulator
- Spiral tip AI catheter
- Transparent corkscrew-shaped reproductive tract (removable)
- Transparent farrowing reproductive track (removable)
- 2 piglets
- Quick start guide
- Standards-based, downloadable curriculum
- 1-year limited warranty

### Swine Reproductive Systems

- Curriculum lesson topics:
  1. Swine Reproductive Systems
  2. Basics of Artificial Insemination
  3. Proper Insemination Techniques
- Teaching hours: 3-5

## Swine Litter Processing Simulators

– 44010420

Hone key swine litter processing skills, such as teeth clipping and castration.

### Features:

- Lifelike piglet simulators
- Hands-on practice clipping teeth, castrating, tail docking, and ear notching
- Replaceable parts for repeated practice
- Additional replacement parts available



### Piglet specifications:

- Dimensions: 14" x 8" x 5"
- Weight: 6 lbs.

### Includes:

- 4 piglet simulators
- 4 teeth and tail snippers
- 4 ear notching tools
- 4 plastic scalpels
- Quick start guide
- Standards-based, downloadable curriculum
- 1-year limited warranty



### Introduction to Swine Litter Processing

- Curriculum lesson topics:
  1. Proper Processing Techniques
  2. Proper Health of the Swine
- Teaching hours: 1-2

### Swine Litter Supply Pack – 44010422





## Each kit includes:

- 5 sets of Breed ID Flashcards
- 5 sets of Diseases and Parasites Trivia Cards
- 5 animal-specific whiteboards
- Storage box
- Standards-based, downloadable curriculum
- 90-day limited warranty

## A) Beef Cattle Kit – 40210102

### Also includes:

- 2 posters (Selection and Judging, Feeding and Management)
- Reproductive organ model

## B) Swine Kit – 40210104

### Also includes:

- 3 posters (Reproduction, Selection and Judging, Feeding and Management)

## C) Chicken Kit – 40210105

### Also includes:

- 2 posters (Selection and Judging, Feeding and Management)
- Chicken egg cycle exploration set

## D) Horse Kit – 40210103

### Also includes:

- 3 posters (Feeding and Management, Selection and Judging, Reproduction)

## E) Sheep Kit – 40210101

### Also includes:

- 2 posters (Selection and Judging, Feeding and Management)
- Sheep Gestation Wheel

## F) Goat Kit – 40210106

### Also includes:

- 2 posters (Selection and Judging, Feeding and Management)
- Goat Gestation Wheel

## G) Dog Kit – 40210107

### Also includes:

- 4 posters (Feeding and Management, Reproduction, Selection and Judging, Careers in the Canine Industry)

## H) Cat Kit – 40210108

### Also includes:

- 3 posters (Feeding and Management, Reproduction, Selection and Judging)

## Curriculum included with each of the animal agriculture educational kits

**Kit Curriculum** (each kit includes specific animal lessons: beef cattle, swine, chicken, sheep, horse, goat, dog, and cat kits)

- Curriculum lesson topics:
  1. Breeds
  2. Feeding and Management
  3. Diseases and Parasites
  4. Reproduction
  5. Body Systems
  6. Selection and Judging
  7. Marketing/Careers/Training
- Teaching hours: 7 (each)



## Cow Model

– 42010101

Study the internal and external anatomy of a female cow.

### Features:

- 13 removable parts
- 2 posters (Beef Cuts and Cow Digestion)

### Specifications:

- Dimensions: 10" x 21" x 33.5"
- Weight: 45 lbs.



## Small Cow Model Set (5-pack)

– 42010105

### Features:


- 5 identical cow models on stands
- 13 removable parts per model

### Specifications (each model):

- Dimensions: 16.14" x 5.9" x 10.24"
- Weight: 6.25 lbs.

### Cow (included with the Cow Model and Small Cow Model Set)

- Curriculum lesson topics:
  1. Cow Anatomy
  2. Digestive Tract
  3. Reproductive Systems
- Teaching hours: 3



## Horse Model

– 43010101

Help learners understand the internal and external anatomy of a female horse.

### Features:

- 11 removable parts



### Horse

- Curriculum lesson topics:
  1. Horse Anatomy
  2. Digestive Tract
  3. Reproductive Systems
- Teaching hours: 3

### Specifications:

- Dimensions: 8" x 24" x 27"
- Weight: 36 lbs.

## Ruminant Model

– 42010201

Help students understand the ruminant digestive system.

### Features:

- 2 detachable parts



### Ruminant Digestive System

- Curriculum lesson topic:
  1. Digestive systems
- Teaching hours: 1



### Specifications:

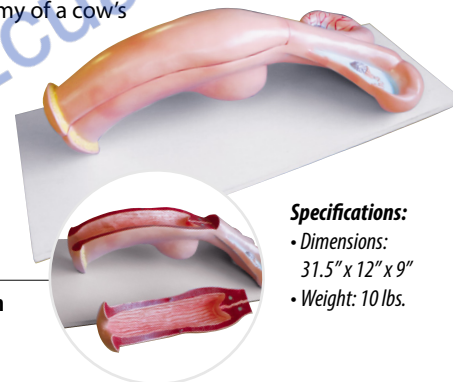
- Dimensions: 11" x 7" x 14"
- Weight: 2.5 lbs.

## Cow Uterus Model – 42010501

Use this true-to-size model to help students understand the anatomy of a cow's reproductive system.

### Features:

- Life-size anatomical model on display stand
- 1 removable part



### Specifications:

- Dimensions: 31.5" x 12" x 9"
- Weight: 10 lbs.

### Cow Reproductive System

- Curriculum lesson topic:
  1. Reproductive systems
- Teaching hours: 1 (each)

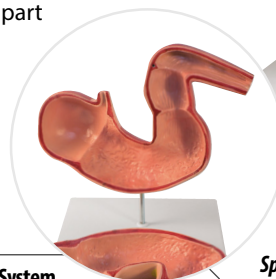
## Horse Stomach Model

– 43010201

Provide a visual of the horse digestive system.

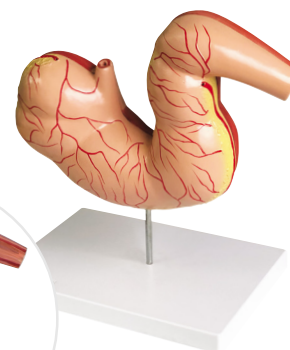
### Features:

- 1 removable part



### Horse Digestive System

- Curriculum lesson topic:
  1. Digestive systems
- Teaching hours: 1



### Specifications:

- Dimensions: 19" x 9" x 14"
- Weight: 3.5 lbs.




## Pig Model – 44010101

Approximately one-third the size of a sow, this model helps learners understand the internal and external anatomy of a female pig.

### Features:

- 17 removable parts
- 1 poster (Pork Cuts)



### Pig

- Curriculum lesson topics:
  1. Pig Anatomy
  2. Digestive Tract
  3. Reproductive Systems
- Teaching hours: 3



### Specifications:

- Dimensions: 10" x 19" x 40"
- Weight: 52 lbs.

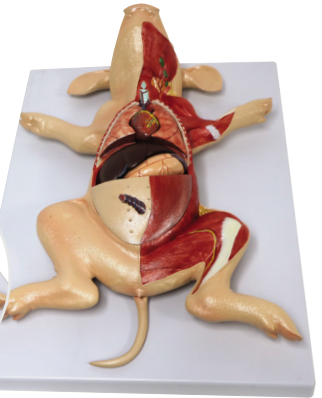
## Dissected Fetal Pig Model

– 44010601

This detailed model allows learners to explore and study the pig's internal systems in detail.

### Features:

- 9 removable parts



### Dissected Fetal Pig

- Curriculum lesson topics:
  1. Pig Anatomy
  2. Major Cutting Patterns for Dissection
  3. Parts and Organs of a Fetal Pig
- Teaching hours: 1

### Specifications:

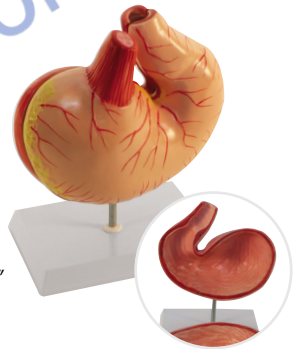
- Dimensions: 19" x 13.5" x 5.7"
- Weight: 7.7 lbs.

## Pig Stomach Model – 44010201

Help students understand the digestive system with this detailed pig stomach model.

### Features:

- 1 fully detachable part



### Pig Digestive System

- Curriculum lesson topic:
  1. Digestive systems
- Teaching hours: 1

### Specifications:

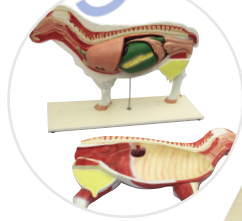
- Dimensions: 11" x 7" x 15"
- Weight: 2.5 lbs.

## Sheep Model – 46010501

This detailed model is about half the size of a female sheep and features detailed internal and external anatomy plus realistic, removable parts.

### Features:

- 11 removable parts



### Sheep

- Curriculum lesson topics:
  1. Sheep Anatomy
  2. Digestive Tract
  3. Reproductive Systems
- Teaching hours: 1-2

### Specifications:

- Dimensions: 15" x 27" x 30"
- Weight: 47 lbs.

## Goat Model – 46010101


Half the size of an actual goat, this model features the internal and external anatomy of a female goat, and includes detailed, removable parts.

### Features:

- 11 removable parts

### Goat

- Curriculum lesson topics:
  1. Goat Anatomy
  2. Digestive Tract
  3. Reproductive Systems
- Teaching hours: 3-4



### Specifications:

- Dimensions: 32" x 10" x 27"
- Weight: 36.1 lbs.

## Chicken Model – 45010101

Help students understand the internal and external anatomy of a hen with this life-size replica.

### Features:

- 7 removable parts

### Specifications:

- Dimensions: 15" x 5" x 17.5"
- Weight: 6 lbs.

### Chicken

- Curriculum lesson topics:
  1. Poultry Anatomy
- Teaching hours: 1



**All models include a cross-sectional view of internal and external anatomy; quick start guide; standards-based, downloadable curriculum; and 1-year limited warranty**



## Large Dog Model – 47010601

Use this large-breed female dog model to help students understand the internal and external anatomy of a dog, including the reproductive and digestive systems.

### Includes:

- Model on display stand
- Cross-sectional view of internal and external anatomy
- 10 removable parts
- Quick start guide
- Standards-based, downloadable curriculum
- 1-year limited warranty



### Large Dog

- Curriculum lesson topics:
  1. Canine Anatomy
  2. Digestive Tract
  3. Reproductive Systems
- Teaching hours: 3

## Small Dog Model – 47010101

Use this miniature model of a large-breed female dog to help students understand the internal and external anatomy of a dog.

### Includes:

- Model on display stand
- Cross-sectional view of internal and external anatomy
- 8 removable parts
- Quick start guide
- Standards-based, downloadable curriculum
- 1-year limited warranty

### Specifications:

- Dimensions: 17" x 8" x 11.5"
- Weight: 7 lbs.



### Small Dog


- Curriculum lesson topics:
  1. Canine Anatomy
  2. Digestive Tract
  3. Reproductive Systems
- Teaching hours: 3

## Cat Model – 48010101

This lifelike model dissects at the midline to help students understand the internal and external anatomy of a female cat.

### Includes:

- Model on display stand
- Cross-sectional view of internal and external anatomy
- 11 removable parts
- Quick start guide
- Standards-based, downloadable curriculum
- 1-year limited warranty



### Cat

- Curriculum lesson topics:
  1. Feline Anatomy
  2. Digestive Tract
  3. Reproductive Systems
  4. Cat Respiratory and Circulatory Systems
- Teaching hours: 4

## Large Dog Skeleton Model – 47010251

Reveal the skeletal structure and location of dog bones with this flexible model.

### Includes:

- Model on display stand
- Quick start guide
- Downloadable student activity with teacher guide
- 1-year limited warranty

### Specifications:

- Dimensions: 32" x 9.5" x 26"
- Weight: 16 lbs.



## Small Dog Skeleton Model – 47010201

Help students understand canine skeletal structure.

### Includes:

- Model on display stand
- Quick start guide
- Downloadable student activity with teacher guide
- 1-year limited warranty

### Specifications:

- Dimensions: 17" x 8" x 11.5"
- Weight: 5 lbs.



## Cat Skeleton Model – 48010201

Use this flexible replica to teach students about feline skeletal structure.

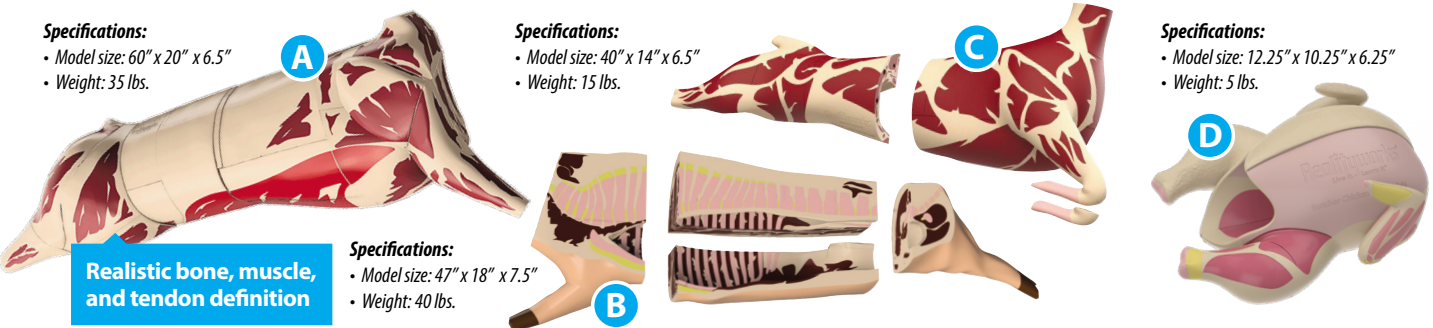
### Includes:

- Model on display stand
- Quick start guide
- Downloadable student activity with teacher guide
- 1-year limited warranty

### Specifications:

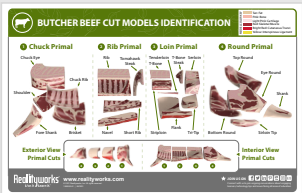
- Dimensions: 17" x 8" x 11.5"
- Weight: 5 lbs.





**A) Butcher Beef Cut Models**  
– 40010700

This realistic set of 21 magnetic models is half the size of a real steer.




<b>Butcher Beef Cuts Included:</b>
<b>Chuck:</b> Brisket, Chuck Eye, Chuck Rib, Foreshank, Shoulder
<b>Rib:</b> Navel, Short Ribs, Tomahawk Steak, Rib Primal
<b>Loin:</b> Bone, Flank, Sirloin, Strip Loin, T-Bone, Tenderloin, Tri-Tip
<b>Round:</b> Bottom Round, Eye Round, Shank, Sirloin Tip, Top Round

- Each meat cut model includes:**
- Individual meat cuts
  - Downloadable poster
  - Quick start guide
  - Standards-based, downloadable curriculum\*
  - 1-year limited warranty

**B) Butcher Pork Cut Models**  
– 40010710

This realistic set of 13 magnetic models is half the size of a real pig.

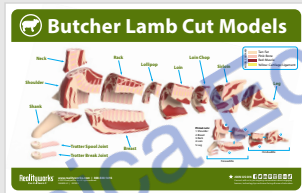


<b>Butcher Pork Cuts Included:</b>
<b>Round:</b> Boston Butt, Shoulder "Picnic"
<b>Loin:</b> Blade Chop, Blade Loin Roast, Center-Cut Loin Chop, Center Loin Roast, Sirloin Chop, Sirloin Roast
<b>Belly/Side:</b> Spareribs, Pork Belly, Tenderloin
<b>Leg:</b> Ham, Ham Hock

- \* Butcher Cut Models Curriculum**
- Curriculum lesson topics:
    1. Anatomy
    2. Harvesting
    3. How to Prepare and Cook Cuts
  - Teaching hours: 3-5

**C) Butcher Lamb Cut Models**  
– 40010720


This lifelike set of 12 magnetic models is slightly smaller than a real lamb.



<b>Butcher Lamb Cuts Included:</b>
<b>Shoulder:</b> Neck, Shoulder
<b>Breast:</b> Shank, Breast, Trotter (spool joint), Trotter (break joint)
<b>Rack:</b> Rack, Lollipop
<b>Loin:</b> Loin, Loin Chop
<b>Leg:</b> Sirloin, Leg


**D) Butcher Chicken Cut Models**  
– 40010730

This lifelike set of nine magnetic models is about the size of a whole chicken.



<b>Butcher Chicken Cuts Included:</b>
Breast, Tenderloin, Wingette, Wing tip, Drumette, Drumstick, Thigh, Stock, Half of the chicken with skin

**Curriculum included with all meat cut models**



**Beef and Pork 3D Meat Cuts Poster**  
– 40010750

Illustrate the primal and most common meat cuts of beef and pork.

- Includes:**
- Contoured poster
  - 1-year limited warranty

**Specifications:**

- Poster size: 29" x 39" x 1.75"



## Food Science and Nutrition Lab Kit – 10860111

Introduce students to food science and nutrition with meaningful lab activities.

### Food Science and Nutrition

#### • Curriculum lesson topics:

- |                              |  |
|------------------------------|--|
| 1. Career Planning           | 5. Food Technology                                   |
| 2. Food Safety               | 6. Food Science, Dietetics, and Nutrition Management |
| 3. Introduction to Nutrition | 7. Food Biology and Chemistry                        |
| 4. Nutrition Therapy         |  |
- Teaching hours: 17-22

### Food Science and Nutrition Student Workbook (Set of 20) – 10860112



### Includes:

- 20 student workbooks
- 12 posters (6 sets of Food Label and 6 sets of Essential Nutrients posters)
- 1 set of Food Processing, Production, and Safety Career Scenario Cards
- Glo Germ™ Powder with brush
- 6 UV lights with batteries
- 1 package of cheesecloth
- (12) 50-mL beakers, small funnels, pipettes, and wooden sticks
- Storage box
- Standards-based, downloadable curriculum
- 1-year warranty

## RealCareer™ Food Safety Kit – 10823601

Address safe food handling and preparation techniques.

### Understanding Basic Food Safety

#### • Curriculum lesson topics:

- |   |  |
|---|--|
| 1. Introduction to Basic Food Safety      | 4. Temperature Danger Zone                     |
| 2. Foodborne Illnesses                    | 5. Preventing Cross-Contamination              |
| 3. Preventing Foodborne Illness Outbreaks | 6. Exploring Culinary and Food Service Careers |
- Teaching hours: 8-10



### Includes:

- Presentation slides
- 6 sets of Proper Hand Washing Techniques and 6 sets of Food Temperature Safety Zones posters
- 6 bottles of Glo Germ Gel and UV lights with batteries
- "Just the Facts: Food Safety" DVD
- Food Safety Trivia Cards with die
- Storage box
- Standards-based, downloadable curriculum
- 1-year limited warranty

### Food Safety Student Workbook (Set of 20) – 10860229

## Knife Skills Kit – 10823615

Create interactive, hands-on activities focused on proper cutting procedures and safety with this ready-to-use kit.

### Understanding Basic Knife Skills

#### • Curriculum lesson topics:

- |  |
|--|
| 1. Safe Handling and Storage of Knives |
| 2. The Anatomy of Knives               |
| 3. Knife Cuts                          |
- Teaching hours: 2-3



### Includes:

- 6 cutting boards featuring inch measurements and scale lines
- 6 finger guards
- 6 rulers featuring Mercer Rules™
- 6 sets of 3D knife cut models
- 6 sets of 2 posters (Measurements and Conversions and Common Knife Cuts)
- 6 sets of modeling clay
- Storage box
- Standards-based, downloadable curriculum
- Quick start guide
- 1-year limited warranty

## Kitchen Safety Kit

– 10810201

Organize up to six simultaneous kitchen safety labs or offer individual practice opportunities.

### Basic Kitchen Safety

#### • Curriculum lesson topics:

- |                            |  |
|----------------------------|--|
| 1. Intro to Kitchen Safety | 4. Prevention of Burns, Falls, Electrical and Chemical Hazards |
| 2. Sanitation              |  |
| 3. Knife Safety            | 5. Kitchen Safety, Hazardous Kitchen Assessment                |
- Teaching hours: 5



### Includes:

- Trivia card game
- Glo Germ Oil and powder with powder brush
- 6 UV lights with batteries, finger guards, and kitchen safety posters
- 6 hazardous kitchen walkthrough items
- Storage box
- Standards-based, downloadable curriculum
- 1-year limited warranty



Fits through standard doorways!

- Specifications:**
- Dimensions: 38.5" x 22.25" x 76"
  - Shelf spacing (grow height): 13.25"
  - Weight: 130 lbs.
  - Water capacity: 33 gallons
  - 2 fans
  - Voltage: 120v, 60Hz

NOTICE: Fish not included.

## Educational Aquaponics System

– 40510300 **NOTICE:** Shipping surcharge applies.

Experiment with aquaponic growth methods and observe the fish, filtration, and fertilization process with this self-contained system.

**Includes:**

- Educational Aquaponics System
- Caster wheels
- Biofiltering system
- Transparent containers
- Fish tank
- Plant sites: 14
- LED grow lights
- Fans
- Storage shelf
- Seeds
- Quick start guide
- Standards-based, downloadable curriculum
- 1-year limited warranty

**Features:**

- Easy to set up
- Removable parts are easy to clean
- Caster wheels allow for easy movement
- Transparent containers allow users to easily see the biofiltering system at work
- Low time and space commitment compared to large systems

**Introduction to Aquaponics**

- Curriculum lesson topics:
  1. Introduction to Aquaponics
  2. Components of an Aquaponics System
  3. Fish Care
  4. Plant Care
- Teaching hours: 6-7



## Farm to Fork Lab Kit

– 10860311

Introduce students to farm-to-table concepts and challenge their problem-solving skills through hands-on learning activities, scenarios, and models.



**Includes:**

- 5 whiteboards
- 5 markers
- 5 microfiber cloths
- Field Insects Kit
- 30 Petri dishes
- Agar powder
- Cotton swabs
- 1 set of scenario cards
- Storage box
- Standards-based, downloadable curriculum
- 1-year limited warranty

**Farm-to-Fork**

- Curriculum lesson topics:
  1. Production of Goods
  2. Processing Agricultural Products
  3. Transporting Food to a Regional Distribution Center
  4. Shipping Produce to Local Retail Stores
  5. Food Ending Up on Your Plate
- Teaching hours: 7

## Petri Dish Supply Pack (100) and Agar Powder

– 10870311





### A) Plant Producer Educational Hydroponics System

– 40510120

**NOTICE:** Shipping surcharge applies.

With three vertical shelves connected to a single water source, this system enables equal nutrient allotment and concentrated growth on each level to grow production-level quantities of greens.

#### Includes:

- System control panel with sensor monitoring
- 42 plant sites
- LED grow lights
- Fans
- Water pump
- 7-gallon water tank
- Grow medium sponges
- Reusable grow cups
- Germination tray, seeds, and rockwool
- User guide
- Standards-based, downloadable curriculum
- 1-year limited warranty

#### Specifications:

- Dimensions: 74" x 31" x 15"
- Shelf spacing (grow height): 20" bottom, 12" middle, 12" top
- Weight: 100 lbs.
- Water capacity: one 7-gallon tank
- Fans: two fans per shelf unit
- Voltage: 120v, 60Hz



### B) Plant Lab Educational Hydroponics System

– 40510130

**NOTICE:** Shipping surcharge applies.

With three vertical shelves connected to individual water sources, this classroom-friendly system lets students experiment with different plants, water levels, and nutrients on each level.

#### Includes:

- 33 plant sites
- LED grow lights
- Fans
- Water pump
- 2-gallon water tank/shelf
- Grow medium sponges
- Reusable grow cups
- Germination tray, seeds, and rockwool
- User guide
- Standards-based, downloadable curriculum
- 1-year limited warranty

#### Specifications:

- Dimensions: 56" x 28" x 15"
- Shelf Spacing (grow height): 10"
- Weight: 75 lbs.
- Water Capacity: (3) 2-gallon tanks, 1 per shelf
- Fans: 1 fan per shelf unit
- Voltage: 120 v, 60 Hz



### C) Plant Mini Educational Hydroponics System Class Pack (5-pack) – 40510150

Use this package of five desktop-size systems to create individual or small-group opportunities for students to experiment with different hydroponics growing methods.

#### Includes:

- 5 hydroponics systems which each include:
  - Water tank
  - LED grow lights
  - Fan
  - Reusable grow cups with covers
  - Mini germination domes
  - Rockwool
  - Grow mat
  - Seeds
  - Ebb and flow tray
  - Microgreen tray
- User guide
- Standards-based, downloadable curriculum
- 1-year limited warranty

#### Specifications:

- Dimensions: 15.4" x 10.2" x 13.6"
- Shelf Spacing (grow height): Approx. 11"
- Weight: 6.4 lbs.
- Water Capacity: 4 L
- Fans: 1
- Voltage: 120 v, 60 Hz

**Curriculum included with each of the educational hydroponics systems options**

#### Introduction to Hydroponics (included with Plant Producer, Plant Lab, and Plant Mini)

- Curriculum lesson topics:
  1. What is Hydroponics
  2. Plant Life
- Teaching hours: 2

## NEW Crop Insects Kit – 41010601

Equip students for success in horticulture careers by learning to identify common crop pests and the damage they cause.

### Includes:

- 8 oversized models: stink bug, corn earworm, two-spotted spider mite, seedcorn maggot, beet armyworm, garden fleahopper, cutworm, corn rootworm
- Crop insect flashcards
- Storage box
- Standards-based, downloadable curriculum
- 1-year limited warranty



### Crop Insects


- Curriculum lesson topics:
  1. Insects That Damage Crops
  2. Cause and Effect of Eight Common Crop Insects
- Teaching hours: 2

## Greenhouse Insects Kit – 41010901

Engage students in hands-on horticulture lessons and as they learn to identify these oversized greenhouse pests and discover their impact on plant life.

### Includes:

- 8 oversized models: aphid, fungus gnat, mealybug, leafminer, whitefly, shore fly, spider mite, thrip
- 10 sets of flashcards
- Storage box
- Standards-based, downloadable curriculum
- 1-year limited warranty



### Greenhouse Bugs

- Curriculum lesson topics:
  1. Insect Identification
  2. Common Damage and Damage Control for Greenhouse Insects
- Teaching hours: 3-5

## Plant Science Kit – 41010101

Bring introductory plant science lessons to life with the detailed models and posters in this robust kit.

### Includes:

- Dicot Plant Leaf model and Plant Cell model
- 4 posters (Parts of a Flower; Plant Identification – Shape; Plant Identification – Margin and Venation; and Parts of a Leaf, Root, and Stem)
- Plant Science Trivia Cards
- Standards-based, downloadable curriculum
- 1-year limited warranty



### Plant Science Basics

- Curriculum lesson topics:
  1. Introduction to Plant Science
  2. Plant Cell Structure
  3. Leaves, Roots, and Stems
  4. Flowering Plants
  5. Plant Identification Features
  6. Photosynthesis Respiration and Transpiration
  7. Exploring Botany and Plant Science Careers
- Teaching hours: 3-5

### Dicot Plant Leaf model specifications:

- Dimensions: 10.5" x 11" x 4"

### Plant Cell model specifications:


- Dimensions: 12" x 11" x 3"

## Soil Monolith Kit – 41010600

Bring every soil type in the United States to the classroom with these detailed models, helping students confidently identify each type and describe their effects on plant growth.

### Includes:

- 12 Soil Monoliths: Aridisols, Andisols, Ultisols, Oxisols, Mollisols, Vertisols, Inceptisols, Entisols, Gelisols, Spodosols, Histosols, and Alfisols
- Downloadable Soil Orders Poster
- Quick start guide
- Standards-based, downloadable curriculum
- Storage box
- 1-year limited warranty



### Specifications (each):

- Dimensions: 38" x 8" x 2.25"
- Weight: Approximately 2 lbs.

### Soil Monolith

- Curriculum lesson topics:
  1. Soil Horizons
  2. Soil Orders
- Teaching hours: 2-3





**NEW****Abnormal Corn Ear Models**

– 41010475

Illustrate how different issues and diseases affect corn crops.

**Includes:**

- 12 corn ear models: Healthy corn ear, pinched ear, incomplete kernel set ear, bird damaged ear, blunt ear syndrome, poor pollination tip, diplodia rot ear, drought damaged ear, stink bug damaged ear, ear worm damaged ear, tassel ear, and tip dieback ear
- Storage box
- Standards-based, downloadable curriculum
- 1-year limited warranty

**Abnormal Corn Ears**

- Curriculum lesson topics:
  1. Corn Growth and Development
  2. Abnormal Corn Ear Symptoms, Factors, and Development Time
- Teaching hours: 2

**Corn Stalk Model** – 41010450


Explore corn stalk growth as well as potential diseases.

**Includes:**

- Corn Stalk Model on base
- Removable corn cob
- 14 removable leaves with 8 different deficiencies
- Quick start guide
- Standards-based, downloadable curriculum
- 1-year limited warranty

**Specifications:**

- Dimensions: 40" wide x 90" high
- Weight: 11.5 lbs.

**Corn Stalk**

- Curriculum lesson topics:
  1. Corn Plant Anatomy
  2. Plant Deficiencies and Proper Health Maintenance
- Teaching hours: 3-5

**Corn Grain Model** – 41010401

Provide students with a comprehensive, enlarged view of the corn grain structures.

**Includes:**

- Oversized model of a corn grain
- 1 removable part
- Teacher guide and student worksheet
- 1-year limited warranty

**Specifications:**

- Dimensions: 13.5" x 7" x 6"

**Dicot Flower Model** – 41010201

Address the features and anatomy of a flower.

**Specifications:**

- Dimensions: 7" x 7" x 19"

**Includes:**

- Oversized model of a dicot flower
- Enlarged view of the petal, stigma, style, stamen, filament, anther, receptacle, sepal, plus a cross-sectional cutaway view of the ovule
- Full-color details
- 9 fully detachable parts
- 1-year limited warranty

**Soybean Plant Model** – 41010500


Introduce students to healthy and unhealthy soybean plant growth stages.

**Includes:**

- Soybean Plant Model on base
- Full-color details of roots, nodes, buds, stalk, leaves, and pods
- Quick start guide
- Standards-based, downloadable curriculum
- 1-year limited warranty

**Specifications:**


- Dimensions: 24" wide x 48" high
- Weight: 8 lbs.

**Soybean Plant Model**

- Curriculum lesson topics:
  1. Soybean Plant Anatomy
- Teaching hours: 2

# Welding Implementation

Our cost-effective tools enhance training and engage students in welding career exploration.



- 1) Improve welding techniques through consistent practice with the guideWELD VR welding simulator



- 2) Build confidence during live welding with the guideWELD LIVE real welding guidance system



- 3) Practice identifying common welding joints and techniques with our Common Welding Joints Kit



- 4) Learn to recognize and correct common weld defects with our Weld Defects Classroom Kit



- 5) Address bend test qualification and destructive weld testing with our Bend Tester

## guideWELD® VR welding simulator

1 welding process (Stick or MIG) – 56010101

Both welding processes – 56010111

Refine basic welding skills, practice proper welding techniques, learn about weld safety, and explore welding career paths while saving on consumables.

SEE ME  
IN ACTION



### Features:

- Provides immediate feedback on work and travel angles, speed, nozzle-to-plate distance, and straightness
- Offers recorded weld assessments
- MIG and/or stick welding processes available
- Includes 27 default Welding Procedure Specifications (WPSs) and an option for custom WPS creation
- 3 difficulty levels: Novice, intermediate, and advanced
- Easy installation on Windows and MAC operating systems
- No licensing fees or requirements
- Reports track individual student progress





**Shown:**  
Student's weld  
assessment  
report screen



**Shown:**  
Teacher's weld  
assignment  
creation screen

### Hardware and software specifications:


[www.realityworks.com/guideweldvr-systemrequirements](http://www.realityworks.com/guideweldvr-systemrequirements)

**Includes:**

- 1 guideWELD VR workstation with choice of 1 interchangeable MIG and/or stick welding process
- 3 welding joints: Tee, lap, and butt
- 1 pair of welding gloves
- Quick start guide
- Standards-based, downloadable curriculum
- 1-year limited warranty

**guideWELD® VR**

- Curriculum lesson topics:
  1. Welding Career Opportunities
  2. Types of Welding
  3. Welding Safety – PPE
  4. Welding Safety – Electricity and the Arc
  5. Welding Safety – Compressed Gasses, Fumes, and Fire
  6. Safety Review, Assessment, and Certification
  7. Welding Equipment
  8. Weld Defects
  9. Welding Basics
  10. Welding Basics Assessment
  11. Intro to Welding Simulation
- Teaching hours: 30







## guideWELD® LIVE real welding guidance system

– 55010901

Transition users from the classroom to the welding booth with corrective, in-helmet training on core techniques during live welding.

### Features:

- Offers real-time feedback on work angle, travel angle, and travel speed during live welding
- Provides peripheral-view, corrective guidance indicators inside the helmet
- Works with most MIG and stick welding machines
- Includes 9 default Welding Procedure Specifications (WPS's) and the option for custom WPS creation

### Includes:

- 1 auto-darkening welding helmet with in-helmet guidance
- 1 speed sensor board with base for MIG and stick welding
- 1 angle sensor
- 1 Stick calibration fixture
- Quick start guide
- Standards-based, downloadable curriculum
- 1-year limited warranty

Live welding in-helmet guidance displays

Same corrective guidance icons as displayed in guideWELD® VR



Live welding corrective feedback

### guideWELD® LIVE

- Curriculum lesson topics:
  1. Welding Career Opportunities
  2. Types of Welding
  3. Welding Safety – PPE
  4. Safety Review Assessment, Certification
  5. Basics to Quality Welds
  6. Identifying and Assessing Defects
  7. Weld Testing
  8. Reading a WPS
  9. Weld Testing and WPS Assessment
- Teaching hours: 30



Auto-darkening welding helmet

NOTICE: Welding gloves not included.





## Common Welding Joints Kit

– 53010100

Master visual inspection skills by practicing with 10 common welding joint models.



### Specifications:

- Case: 21" (53.3 cm) x 7" (17.78 cm) x 16" (40.6 cm)
- Coupons: 5" (12.7 cm) x 2.75" (7 cm)
- Weight: 9.5 lbs (4.3 kg)

### Includes:

- 10 common weld joint models (SMAW and GMAW)
- 1 set of flashcards (10 cards per set)
- Carrying case
- Instructor guide
- Standards-based, downloadable curriculum
- 1-year limited warranty

### Common Welding Joints Kit

- Curriculum lesson topics:
  1. Common Welding Positioning
  2. Identifying Common Welding Joints
- Teaching hours: 1-2

## RealCareer™ Weld Defects Kit

– 52510200

Teach welding inspection techniques by working with 13 weld models.



### Specifications:

- Case: 21" (53.3 cm) x 7" (17.78 cm) x 16" (40.6 cm)
- Coupons: 5" (12.7 cm) x 2.75" (7 cm)
- Weight: 9.5 lbs (4.3 kg)

### Includes:

- 1 quality weld and 12 weld defect models in case
- Welding defect definition insert
- 10 sets of flashcards (13 cards per set)
- 5 classroom posters (Weld Positions, Weld Safety, Weld Parts, Weld Types, and Weld Defects)
- Instructor guide
- Standards-based, downloadable curriculum
- 1-year limited warranty



### RealCareer Weld Defects Kit

- Curriculum lesson topics:
  1. Welding Safety - PPE
  2. Types of Welding
  3. Welding Basics and Techniques
  4. Welding Defects
  5. Weld Testing
  6. Welding Review and Assessment
- Teaching hours: 10

## RealCareer™ Bend Tester

– 53510100

Practice destructive and non-destructive weld testing with this tabletop-size bend tester, which conforms to AWS D1.1 test specifications.



### Specifications:

- Dimensions: 24.5" (62.2 cm) x 13.75" (35 cm) x 11" (28 cm)
- Weight: 93 lbs (42.1 kg)

### Includes:

- Bend tester
- Plungers: 1/2", 1", and 1 1/2"
- Jack handle
- 2 classroom posters (Bending Basics and Qualifications)
- Instructor guide
- Standards-based, downloadable curriculum
- 1-year limited warranty

### RealCareer Bend Tester

- Curriculum lesson topics:
  1. Welding Safety - PPE
  2. Parts of a WPS
  3. Reading a WPS
  4. Nondestructive and Destructive Testing
  5. Prepare to Weld for a Bend Test Qualification
  6. Welding a Qualification Test
  7. Preparing to Bend and Examining a Bend for Qualification
  8. Welding Career Opportunities
- Teaching hours: 15



# STEM

We create products that support the growing focus on STEM education in today's schools, aligning with the characteristics of high-performing programs:

- Real-world problem solving
- Authentic STEM practices
- 21st century skills
- STEM career promotion
- Integrated content

**Use this kit to learn and practice the troubleshooting process**



**NEW**

## Trailer Circuits STEM Kit

– 61010100

Safely teach learners the basics of electricity, skills to build circuits, and how to apply their understanding to properly wire and troubleshoot trailer circuits.

### Specifications:

- Dimensions: 20" x 7" x 4"
- Weight: 2 lbs



### Features:

- Working brake, turn, running, marker, and reverse lights
- Built-in assessment mode

### Includes:

- 3 trailer circuits trucks each with:
  - 4-way connection harness
  - 7-way connection harness
  - Replaceable LED bulbs
  - Wire stripper and crimping tool
  - Auto light tester and multimeter
  - Screwdriver
  - U-shaped crimp terminals
  - Splice and butt connectors
  - Batteries
  - Storage Box
- Teacher's kit:
  - Spare components kit
  - 7 spools of bulk wire
  - Standards-based, downloadable curriculum
  - Downloadable student workbook
- 1-year limited warranty

## 3 trailer circuits trucks



### Trailer Circuits


- Curriculum lesson topics:
  1. DC Electricity Basics
  2. Circuit Types and Wiring Skills
  3. Wiring the 4-Way Flat Harness
  4. Testing with a Multimeter and Auto Test Light
  5. Wiring the 7-Way Round Harness
  6. Connecting the 7-Way
  7. How To Troubleshoot Electrical Circuits
  8. Practice Troubleshooting Scenarios
  9. Teacher Assessment Mode
- Teaching hours: 7-8

**Trailer Circuits Replacement Pack – 61040100**

**Safely wire and practice the troubleshooting process with 10 realistic scenarios**



**SEE ME  
IN ACTION**





## RC Tractor Pull Challenge (5-pack) with Pulling Sled

– 40610105

Create interactive STEM challenges focused on variables like force and motion while developing teamwork and problem-solving skills.

**RC Tractor Pulling Sled add-on** – 40610100




### Specifications:

- Tractor dimensions: 9.5" (24.13 cm) x 6.5" (16.51 cm) x 4.5" (11.43 cm)
- Tractor weight: 1.5 lbs (0.68 kg)
- Sled dimensions: 20" (50.8 cm) x 6.5" (16.51 cm) x 6.5" (16.51 cm)
- Sled weight: 1 lb (0.45 kg)

*Students can assemble each of the five tractors and experiment with variables for different pulling outcomes.*



**SEE ME  
IN ACTION**



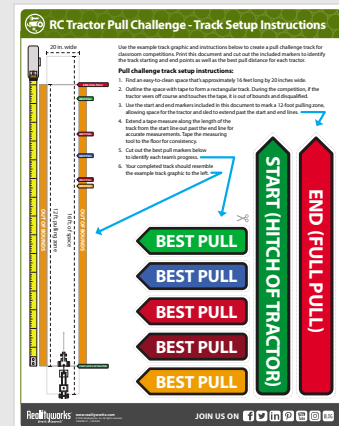
### Includes:

- 5 tractors, each with:
  - Cover, RC remote, motor, 60 weights, 2 pinion gears, 3 spur gears, and 4 rear tires
- 1 pulling sled
- 12 sled weights
- CAD drawings for tractor covers
- 5 storage boxes
- Quick start guide
- Downloadable Track Setup Instructions
- Standards-based, downloadable curriculum
- 1-year limited warranty

### RC Tractor Pull Challenge

- Curriculum lesson topics:
  1. About the Tractor
  2. Testing Tractor Configurations
  3. Gears and Tires
  4. Weight and Friction
  5. Tractor Pull Setup
- Teaching hours: 5-7

**Host a classroom tractor pull competition with the Track Setup Instructions!**



## RealCareer™ Electrical Wiring Kit

– 57010101

Practice wiring common electrical circuits safely and consistently.

### Includes:


- Wall Panel Demonstrator
- Electrical wiring components: 2 single Pole Switches, (2) 3-way switches, (3) 15A duplex receptacles, 2 ceramic lamp holders, 1 ceramic lamp holder, with pull chain, 20 feet of 14-2 NM-B with ground wire, 3 feet of 14-3 NM-B with ground wire, 25 standard wire connectors, 1 roll of black electrical tape
- Electrical Wiring Assessment Kit
- 2 Breakout Boxes
- 2 Light Socket Testers
- 3 cables: Breakout Box Cable, Outlet Cable, and Socket Tester Cable
- 4 AA batteries
- 1 printed Student Exercise Workbook
- Downloadable Student Exercise Workbook
- Printable Electrical Wiring Sample Diagram skills poster
- Standards-based, downloadable curriculum
- 1-year limited warranty



**Battery operated, no shocks!**



Wall Panel Dimensions:  
31.5" (80.01 cm) x 5.5"  
(13.97 cm) x 21.75"  
(55.245 cm)



### Electrical Wiring Wall Panel add-on – 57010201

#### RealCareer Electrical Wiring Kit

- Curriculum lesson topics:
  1. Electrical Safety
  2. Electrical Principles
  3. Basic Wiring Skills
- Teaching hours: 13


## Measurement Math Training Kit

– 58010100

Train and test students on more than 250 measurements through hands-on manipulatives and interactive lessons.

### Includes:

- 5 sets of measurement manipulatives, rulers, and storage boxes
- 20 student workbooks
- Standards-based, downloadable curriculum
- Student access to online lessons and activities
- 1-year limited warranty



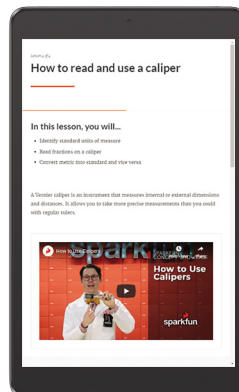
**Includes 5 sets!**



### Measurement Math Student Workbooks (Set of 20) – 58010120

#### Measurement Math

- Curriculum lesson topics:
  1. Metric and Standard Readings
  2. How to Read a Ruler/Tape Measure
  3. How to Read and Use a Caliper
  4. Decimals
  5. Conversions
  6. Measurements Using a Tape Measure
  7. Measurements Using a Caliper
- Teaching hours: 5-10



**Includes online lessons and activities**  
(tablet not included)



Free online trials available at

[www.realityworks.com/product/measurement-math](http://www.realityworks.com/product/measurement-math)





## Career Exploration Success Story

Guilford County Schools, North Carolina

**SCAN ME →**

Visit [www.realityworks.com/stories](http://www.realityworks.com/stories) for the complete article.



Guilford County Schools in North Carolina acquired a variety of Realityworks learning aids for a series of Career Accelerator Summer Programs. These programs introduced students to in-demand agriculture and trades careers.

***"The hands-on skills that are provided with these learning aids fit perfectly, and it really provides a very rich experience for our students."***

*Vernon Mc Ham - Director of Operations, Career and Technical Education, Guilford County Schools, NC*

### Trades Career Exploration Pack

- 31910235

**55 hours of course content,  
7 hands-on resources:**

Measurement Math Training Kit, RealCareer Electrical Wiring Kit, guideWELD VR welding simulator (MIG or stick), Common Welding Joints Kit, Welding Career Scenario Cards, Construction Career Scenario Cards, Electrician Career Scenario Cards



### Agriculture and Veterinary Career Exploration Pack

- 31910232

**11 hours of course content,  
7 hands-on resources:**

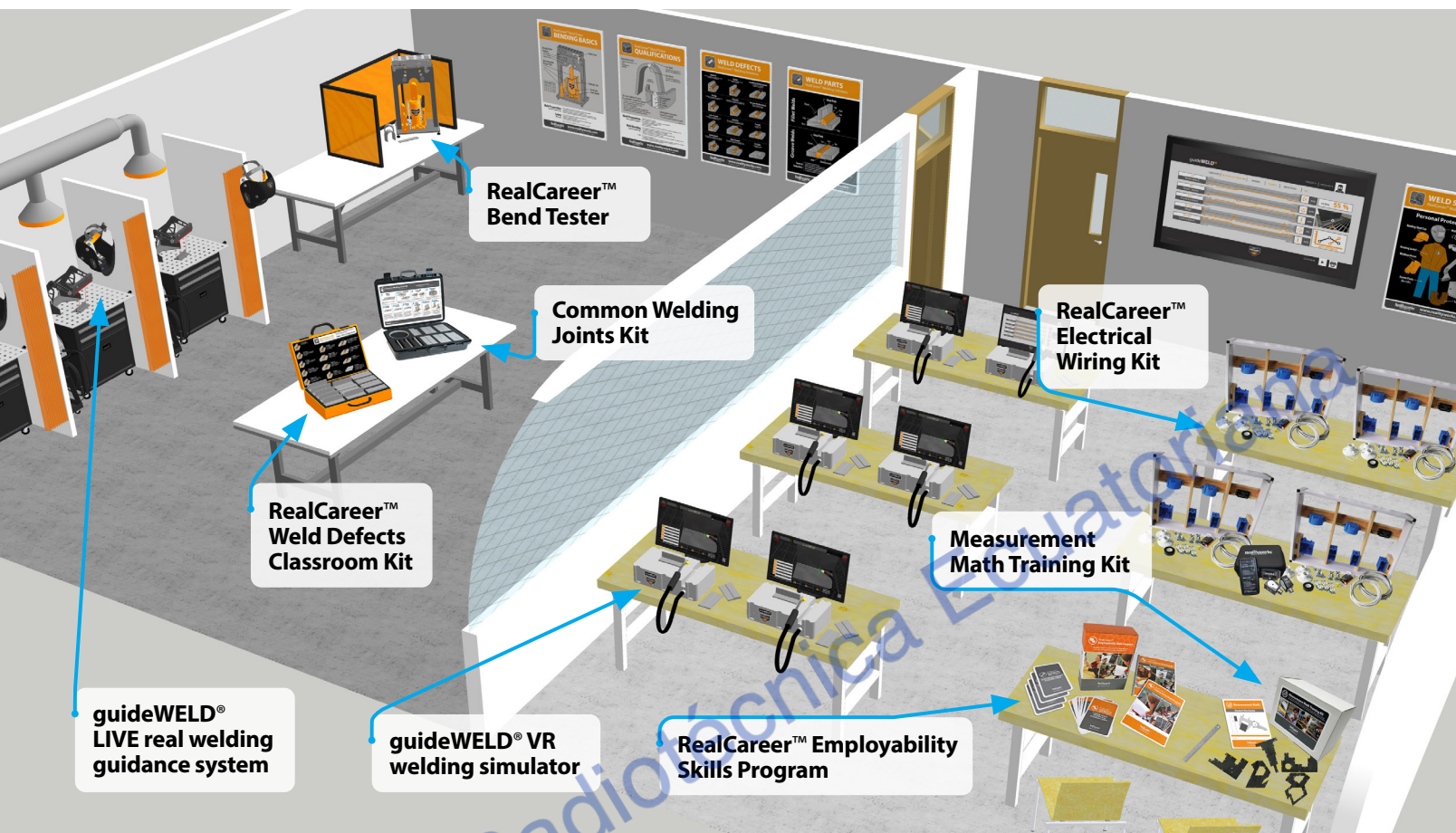
Canine Vet Trainer, Swine Litter Processing Simulators, Animal Clinic Design Kit, Plant Mini Educational Hydroponics System Class Pack (5-pack), Agriculture Career Scenario Cards, Horticulture Career Scenario Cards, Vet Tech Career Scenario Cards





## Trade skills program packages

Real-world training tools and comprehensive curricula to support programs focused on high-demand skilled trades.



### Basic Trade Skills Package\*

- 50510346

**55 hours of course content,  
10 hands-on resources:**

guideWELD VR welding simulator (MIG and stick guns), Measurement Math Training Kit, RealCareer Electrical Wiring Kit, 4 additional Electrical Wiring Kit Wall Panels, Common Welding Joints Kit, RealCareer Weld Defects Classroom Kit, Welding Career Scenario Cards, Construction Career Scenario Cards, Manufacturing Career Scenario Cards, Electrician Career Scenario Cards



\*Packages include hands-on resources, curricula, presentation slides, activities, and assessments.



## Maintenance and Construction Package\*

- 57010901

**30 hours of course content,**

**11 hands-on resources:**

2 RealCareer Electrical Wiring Kits, 8 additional Electrical Wiring Kit Wall Panels, RealCareer Employability Skills Program



## Power, Structure, and Technical Systems Package\*

- 50510102

**80 hours of course content, 18 hands-on resources:**

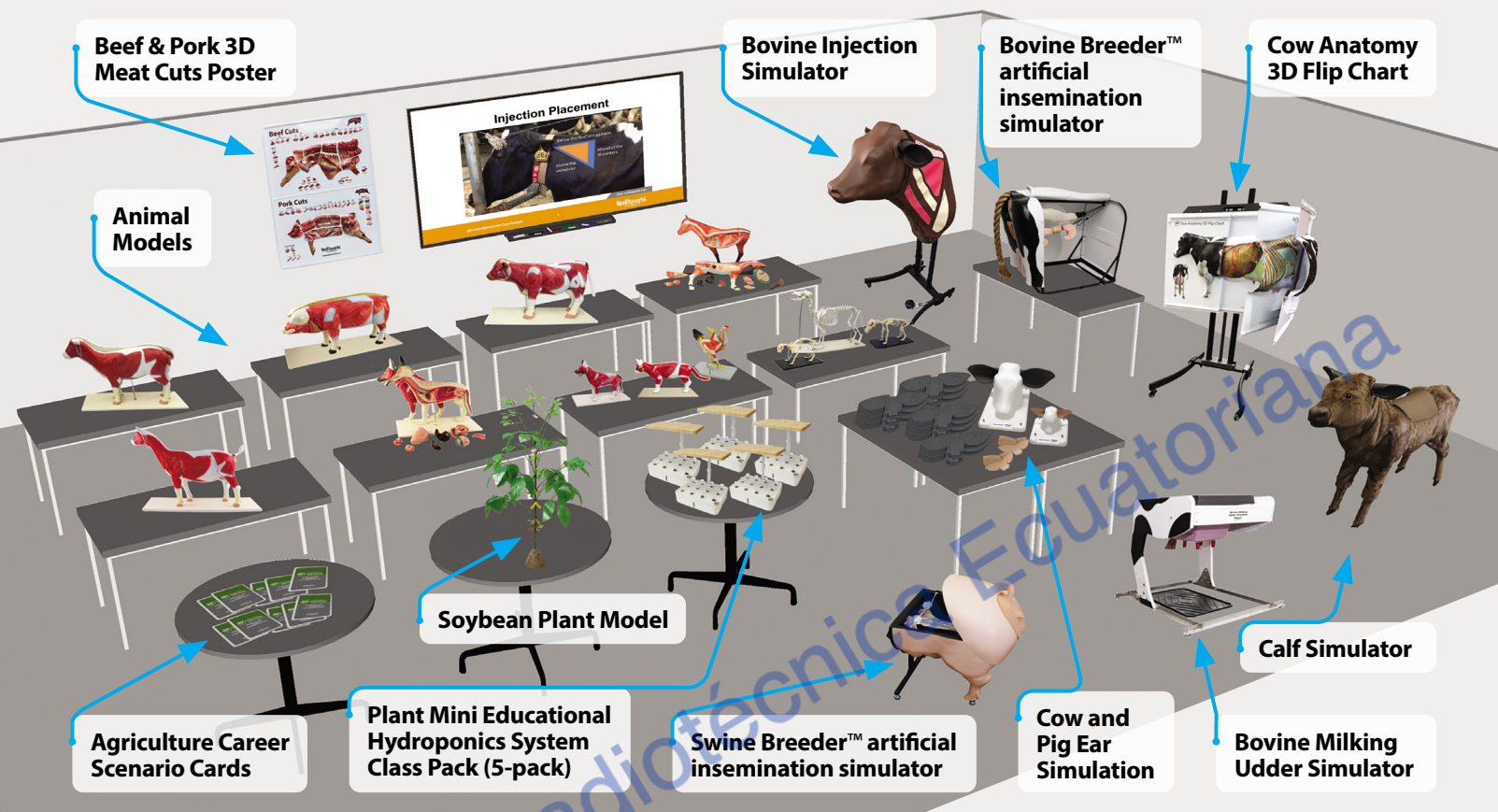
3 guideWELD VR welding simulators (MIG and stick guns), guideWELD LIVE real welding guidance system, RealCareer Weld Defects Kit, Bend Tester, 2 RealCareer Electrical Wiring Kits, 8 additional Electrical Wiring Kit Wall Panels, RealCareer Employability Skills Program, 10 sets of Welding Career Scenario Cards



\*Packages include hands-on resources, curricula, presentation slides, activities, and assessments.

## Agriculture program packages

Hands-on training tools, activities, and lessons to engage students in agriculture, food, and natural resources.



### Animal Systems 2 Package\*

- 40510112

**54-65 hours of course content,  
27 hands-on resources:**

Bovine Injection Simulator, Bovine Breeder artificial insemination simulator, Bovine Milking Udder Simulator, Cow Anatomy 3D Flip Chart, Beef and Pork 3D Meat Cuts Poster, Butcher Beef Cut Models, Butcher Pork Cut Models, Butcher Lamb Cut Models, Butcher Chicken Cut Models, Swine Litter Processing Simulators, Bovine Fetal Development Models

Animal models: cow, horse, pig, goat, sheep, chicken, ruminant, horse stomach, pig stomach, cow uterus, cat, cat skeleton, large dog, large dog skeleton, small dog, small dog skeleton





## Animal Systems 1 Package\*

- 40510103

**21 hours of course content,**

**13 hands-on resources:**

Animal models: cow, horse, pig, chicken, ruminant, horse stomach, pig stomach, cat, cat skeleton, small dog, large dog skeleton, small dog skeleton



## Vet Science Package\*

- 41510501

**12 hours of course content,**

**6 hands-on resources:**

Canine Vet Trainer, Feline Vet Trainer, Animal Clinic Design Kit, Cat Skeleton Model, Small Dog Skeleton Model, Suture Kit (5-pack)



## Bovine Skills Bundle\*

- 40510211

**12-18 hours of course content,**

**5 hands-on resources:**

Cow Model, Calf Simulator, Bovine Breeder artificial insemination simulator, Bovine Fetal Development Models, Bovine Injection Simulator



## Hydroponics Plant System Package\*

- 40510109

**33 hours of course content,**

**6 hands-on resources:**

Plant Producer and Plant Lab Educational Hydroponics Systems, Plant Mini Educational Hydroponics System Class Pack (5-pack), Educational Aquaponics System, Plant Science Kit, RealCareer Food Safety Kit

*NOTICE: Shipping surcharge applies.*



## Plant Systems Package\*

- 40510171

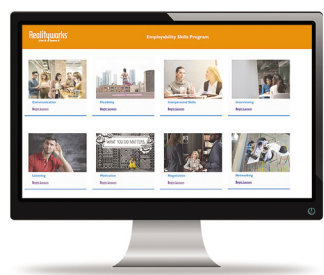
**17-24 hours of course content,**

**7 hands-on resources:**

Soil Monolith Kit, Plant Science Kit, Dicot Flower, Corn Grain, Corn Stalk, Soybean Plant



These ready-to-use programs make practicing in-demand soft skills easy and engaging.



**Free online trials available!**

*NOTICE: Compatible on most devices!*

Online soft skills programs\*

- All online soft skills programs include:**
- Interactive online lessons
  - Summative knowledge check
  - Student dashboard with access to lessons
  - Instructor dashboard with instructor guide, CTSO alignments, and completion certificates

Online Employability Skills Program

Employability Skills Program (online and paper-based) Curriculum lesson topics:											
1	Communication	5	Time Management	9	Listening	13	Interpersonal Skills	17	Presentation Skills		
2	Teamwork	6	Interviews	10	Respect	14	Negotiation	18	Self-Confidence		
3	Problem Solving and Critical Thinking	7	Motivation	11	Responsibility	15	Networking	19	Stress Management		
4	Using Technology	8	Work Ethic	12	Flexibility	16	Patience				

Online Leadership Skills Program

Leadership Skills Program (online and paper-based) Curriculum lesson topics:											
1	Trust	5	Decision Making and Goal Setting	9	Determination	13	Visionary Leadership	17	Creativity		
2	Professionalism	6	Delegation	10	Empathy	14	Optimism	18	People Skills		
3	Coaching and Mentoring	7	Honesty and Integrity	11	Servant Leadership	15	Public Speaking				
4	Conflicts Resolution	8	Diplomacy and Tact	12	Team Building	16	Observation				

Contemporary Entrepreneurship Online Course

Contemporary Entrepreneurship Program (online and paper-based) Curriculum lesson topics:											
1	The Entrepreneurial Process	3	Conducting Market Research	5	Legal Issues	7	Writing Your Business Plan Parts 3 – 5	9	Writing Your Business Plan Parts 8 – 10		
2	Entrepreneur Traits and Leadership	4	Financial Issues	6	Writing Your Business Plan Parts 1 – 2	8	Writing Your Business Plan Parts 6 – 7	10	How to Pitch Your Product		

- \*Online soft skills program access options:**
- Teacher license for one classroom
  - Site license for multiple classrooms at one school
  - District license for multiple classrooms at multiple schools
  - Licenses available for 1-year, 3-year, and 5-year periods

**Teacher, site, and district options for 1-year, 3-year, and 5-year plans**





Paper-based soft skills programs

- All paper-based soft skills programs include:**
- Self-paced learning and information
  - Guided lessons broken into topic sections
  - Practical skill application through scenarios and activities
  - Student workbooks (set of 20), downloadable presentation slides, and activity cards
  - 1-year limited warranty

Employability Skills Program (paper-based)

– 11130945

Leadership Skills Program (paper-based)

– 11160301

Contemporary Entrepreneurship Program (paper-based)

– 11137111 *\*NOTICE: Printable vocabulary cards.*

**NEW** Middle School Employability Skills Program

(paper-based) – 11237101

Engage middle school students in hands-on soft skills practice with real-world career applications.



Middle School Employability Skills Program (paper-based) Curriculum lesson topics:											
1	Communication	8	Respect	15	Conflict Resolution						
2	Problem Solving	9	Critical Thinking	16	Creativity						
3	Interpersonal Skills	10	Time Management	17	Motivation						
4	Responsibility	11	Professionalism	18	Flexibility						
5	Teamwork	12	Decision-Making and Goal Setting	19	Self-Confidence						
6	Work Ethic	13	Honesty and Integrity	20	Stress Management						
7	Listening	14	Team Building								



## Employability Workplace Scenario Cards

Put students in real-world workplace situations that challenge them to think critically and problem-solve with these pathway/occupation-specific cards. Each scenario pack includes 19 cards.

### Food Processing, Production, and Safety Career Scenario Cards

– 11120320

### Agriculture Career Scenario Cards

– 11120406

### Horticulture Career Scenario Cards

– 11120421

### Vet Tech Career Scenario Cards

– 11120423

### Welding Career Scenario Cards

– 11120405

### Electrician Career Scenario Cards

– 11120425



## Free resources for teachers

Engage students, explore careers, and teach in-demand skills with:

- Free guides on incorporating instructional strategies
- Free career exploration lesson plans
- Free downloadable classroom posters

Visit [www.realityworks.com/resources/classroom-ideas](http://www.realityworks.com/resources/classroom-ideas) to see all of our free resources for teachers.

## Let's get social!

Follow Realityworks on social media for promotions, webinar announcements, free resources, product launches, and more!



## How to order

Order products and supplies online at:

[www.realityworks.com](http://www.realityworks.com)

Email orders to:

[orders@realityworks.com](mailto:orders@realityworks.com)

Call with credit card:

855.351.8936

Mail purchase orders to:

2709 Mondovi Road  
Eau Claire, WI 54701

All orders must be accompanied by a check, credit card number, or purchase order. Returns may be subject to a restocking fee. Product availability and prices subject to change without notice.

Shipping and handling varies by product with a minimum charge of \$18.00 (applies to 48 contiguous U.S. only). **Bulky and oversized items may require additional shipping surcharges, contact Realityworks®, Inc. for details.**

**HI + AK please contact us for shipping quote.**

**Contact Realityworks®, Inc. for accelerated or special shipping requirements.**

## Product support

**We offer:**

- Videos, guides, and FAQs in our online Product Support Center
- Personalized assistance via live chat, phone, or email

**Contact us:**

- [productsupport@realityworks.com](mailto:productsupport@realityworks.com) or call 800.830.1416, option 2, Monday-Friday 7:30 AM-5:00 PM CT.

**Learn more:**

[www.realityworks.com/knowledge-base](http://www.realityworks.com/knowledge-base)

# Agriculture

- Animal and Veterinary Sciences
- Plant and Food Sciences
- STEM
- Welding and Trades

*Reimagine and refresh your programs today!*

Realityworks, Inc.  
2709 Mondovi Road  
Eau Claire, WI 54701

PRSRT STD  
US POSTAGE  
PAID  
EAU CLAIRE WI  
PERMIT #2000

REPRESENTANTE EXCLUSIVO  
DE REALITYWORKS - AGRICULTURE  
PARA ECUADOR



SOCIEDAD RADIOTÉCNICA  
ECUATORIANA

www.socradec.com  
socradec@socradec.com  
+593 2 225-2731



## BEST SELLER

### Bovine Injection Simulator

★★★★★

*"When we found out all the ears were replaceable, we were so excited! I handed each student an ear tag and tagger, and they got right to work. Having the actual boning of the veins in the replica ears, and having to figure out the angle that you're going to do the ear tag – everything is just more realistic."*

Denisa E., Vet Tech Teacher



**Realityworks®**  
Live it. Learn it.™

100% EMPLOYEE-OWNED

855.351.8936

[www.realityworks.com](http://www.realityworks.com)

© 2025 Realityworks, Inc. All rights reserved.

1042762-09 Agriculture Focus Catalog - NP | 03/2025

*Contact us for a customized quote to meet your program needs.*

Our Account Managers are ready to connect with you!

Call us at 855.351.8936 or email [information@realityworks.com](mailto:information@realityworks.com)



# FREE SOFT SKILLS ACTIVITIES!

Use the scenarios and worksheets in these printable workbooks to give students interactive, real-world soft skills practice opportunities.

Download the activities here: [www.realityworks.com/free-downloadable-soft-skills-activities/](http://www.realityworks.com/free-downloadable-soft-skills-activities/)



## Our Program Curriculum:

The Hidden Gem of Our Hands-On Learning Aids

Our program curriculum is designed to enhance hands-on learning experiences by providing standards-based lessons written by teachers, including activities, worksheets, quizzes, and more.

Learn more here: [www.realityworks.com/blog/our-program-curriculum-the-hidden-gem-of-our-hands-on-learning-aids/](http://www.realityworks.com/blog/our-program-curriculum-the-hidden-gem-of-our-hands-on-learning-aids/)